## / Descriptions

60V 3.0A

: :

## / Features

## / Applications

.

## / Equivalent Circuit

## / Pinning




| PIN | DESCRIPTION |
|---|---|
| 1 | Cathode |
| 2 | Anode |

The recommended mounting pad size

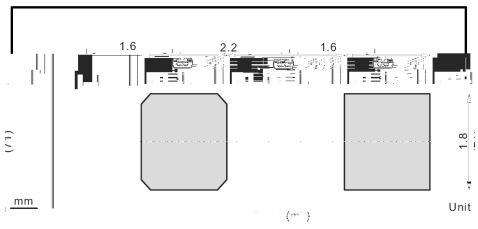


## / Marking

## / Absolute Maximum Ratings(Ta=25 )

| | | | |
|---|---|---|---|
| | | | |
| | | | |
| | | | |
| | | | |
| | ( ) | | |
| | | | |
| | | | |
| | θ | | ℃ |
| | | | ℃ |
| | | | ℃ |

)

)

## / Electrical Characteristics(Ta=25 )

| | | | | |
|---|---|---|---|---|
| | | | 数值 | |
| | | | | |
| | | | | |
| | | | | |

## / Electrical Characteristic Curve



## / Package Dimensions

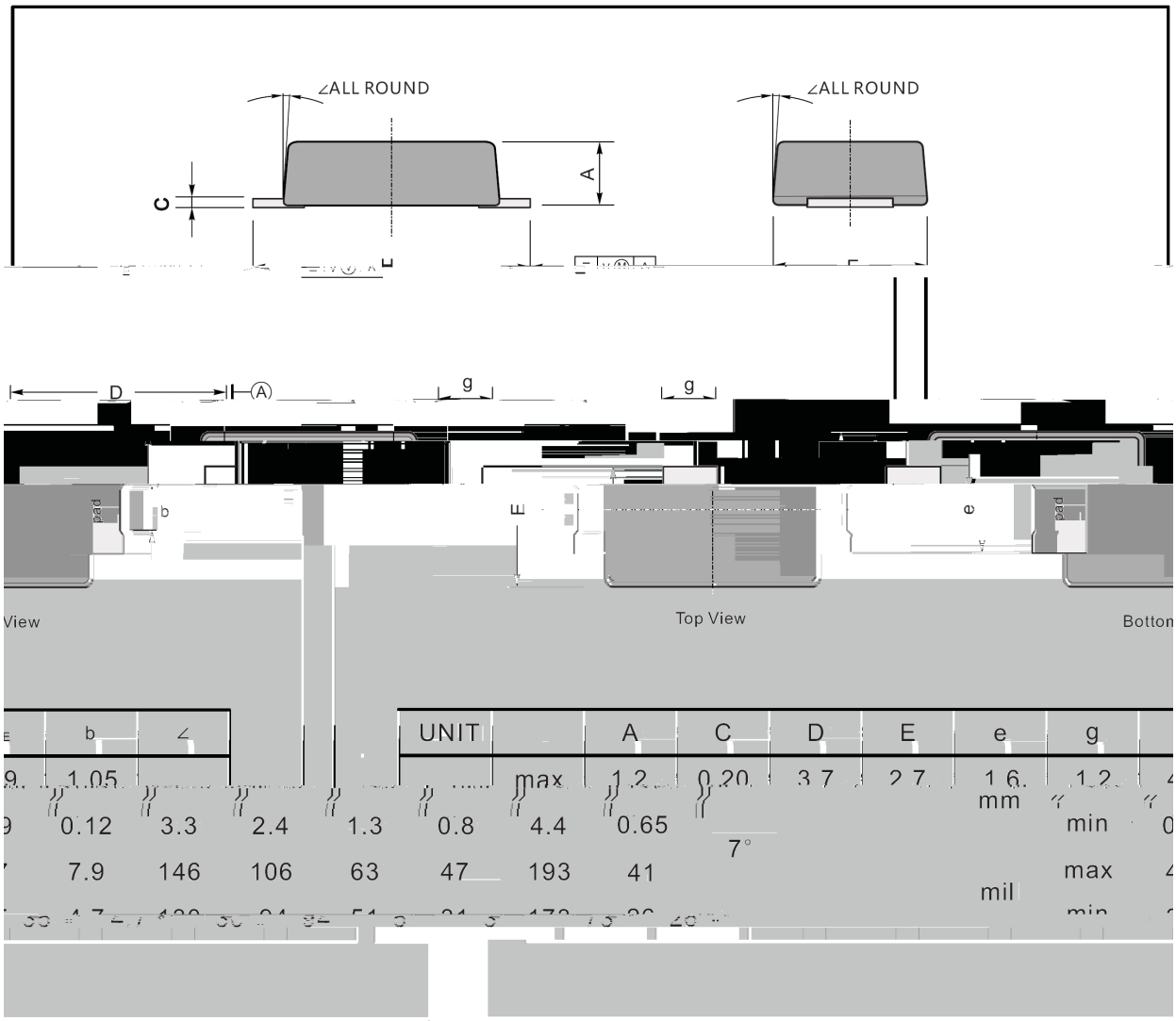

## / Marking Instructions

SSL36

****

SSL36

****

## ( ) /

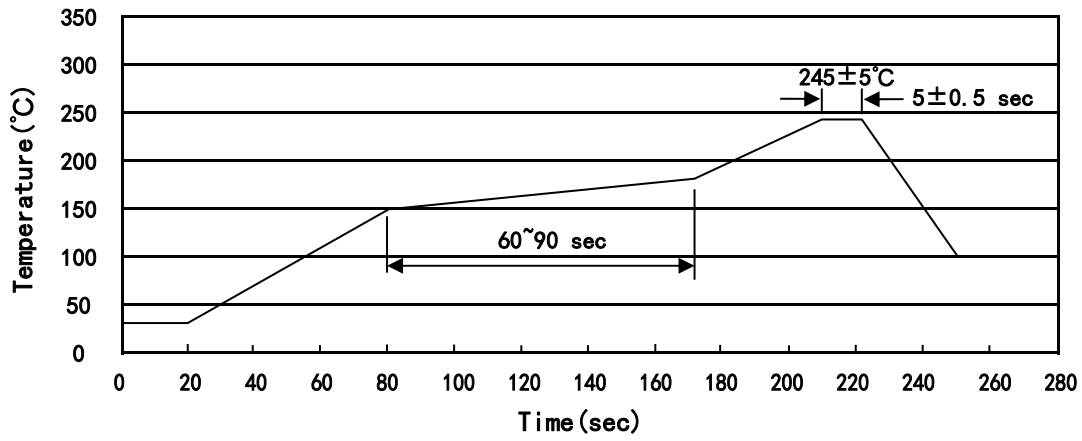


± ± ± ±

## / Resistance to Soldering Heat Test Conditions

± ±

## / Packaging SPEC.

| | | | | | | | | |
|---|---|---|---|---|---|---|---|---|
| | | | | | | | | |
| | | | | | | 〃 | | |

## / Notices